

# Entrada Round Bar Handle


## Technical Specifications



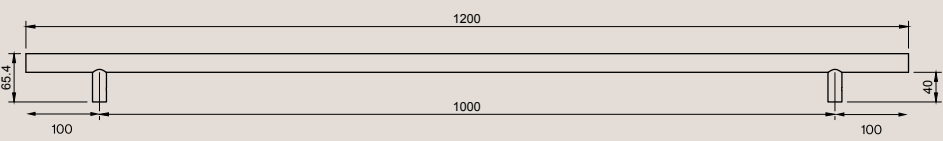
## Product Details

Dimensions (mm)	900, 1200 L x 25 Dia
Material	Solid Brass
Finishes	Aged Brass Blackened Brass  All finishes are sealed with a clear satin lacquer unless specified otherwise.
Mounting Hardware Included	Yes
Screw / Bolt Type	M5
Mounts From	Back

Dimensions Guide

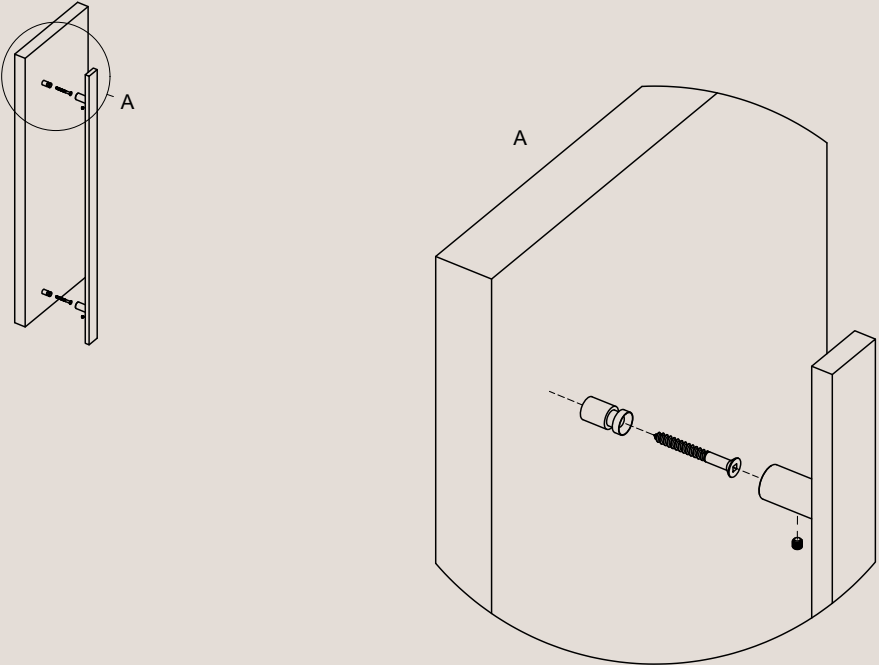


**Handle Length:** 900mm  
**Handle Width:** 25mm

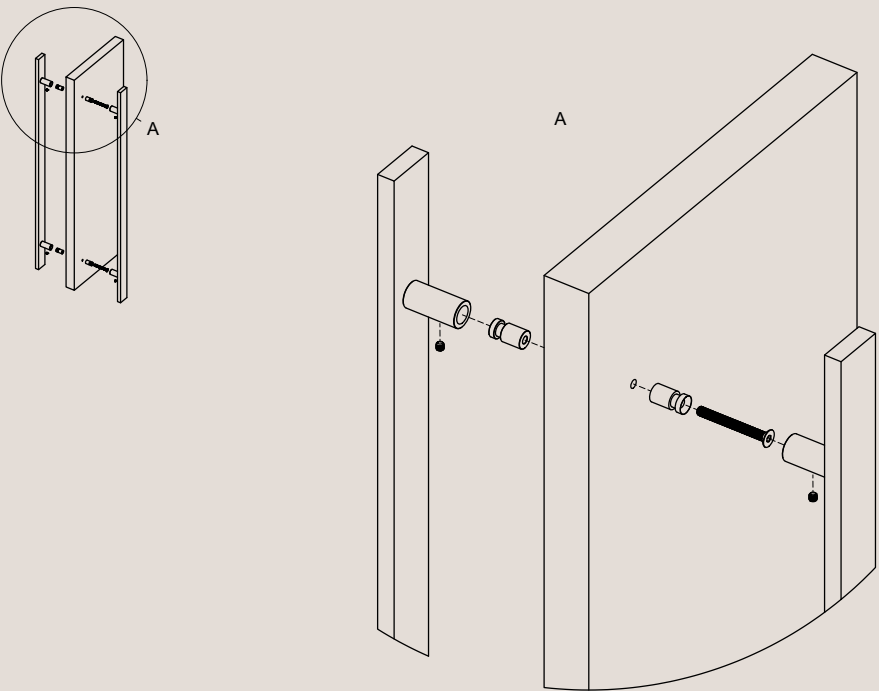


**Handle Length:** 1200mm  
**Handle Width:** 25mm

**Blind Hole Mounted Guide**



**Back To Back Mounted Guide**



## Entrada Round Bar Handle

---

## Technical Specifications

---

### Product Care

- Regular gentle care and maintenance will preserve and extend the life of your product.
- We suggest cleaning weekly, remove dust with a dry soft microfibre cloth, a damp microfibre cloth may be also be used for tougher areas.
- We recommend only using water. Avoid using cleaning products, oils, and other polishes as they may cause permanent damage.
- We recommend wearing gloves when installing and cleaning your products.
- Do not leave moisture, cleaning products, or solutions on the surface of our products as they may erode the lacquer.