

Etch Slide Handle

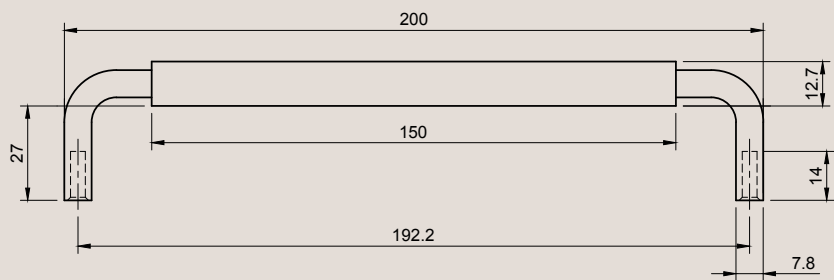
Technical Specifications




Product Details

Dimensions (mm)	200, 300, 400 L x 12 Dia
	200, 300, 400 L x 16 Dia
Material	Solid Brass
Finishes	Brushed Brass Aged Brass Blackened Brass
	All finishes are sealed with a clear satin lacquer unless specified otherwise.
Mounting Hardware Included	Yes
Screw / Bolt Type	M5
Mounts From	Back

Dimensions Guide (200mm handle)




Handle Length: 200mm
Handle Diameter: 12mm




Handle Length: 200mm
Handle Diameter: 16mm

Dimensions Guide (300mm handle)




Handle Length: 300mm
Handle Diameter: 12mm




Handle Length: 300mm
Handle Diameter: 16mm

Dimensions Guide (400mm handle)



Handle Length: 400mm
Handle Diameter: 12mm



Handle Length: 400mm
Handle Diameter: 16mm

Etch Slide Handle

Technical Specifications

Product Care

- Regular gentle care and maintenance will preserve and extend the life of your product.
- We suggest cleaning weekly, remove dust with a dry soft microfibre cloth, a damp microfibre cloth may be also be used for tougher areas.
- We recommend only using water. Avoid using cleaning products, oils, and other polishes as they may cause permanent damage.
- We recommend wearing gloves when installing and cleaning your products.
- Do not leave moisture, cleaning products, or solutions on the surface of our products as they may erode the lacquer.