

Here Mirror

Technical Specifications



Product Details

Dimensions (mm)

600mm (w) x 1200mm (h)
800mm (w) x 1600mm (h)
900mm (w) x 1800mm (h)

Material

3mm Brass

Finishes

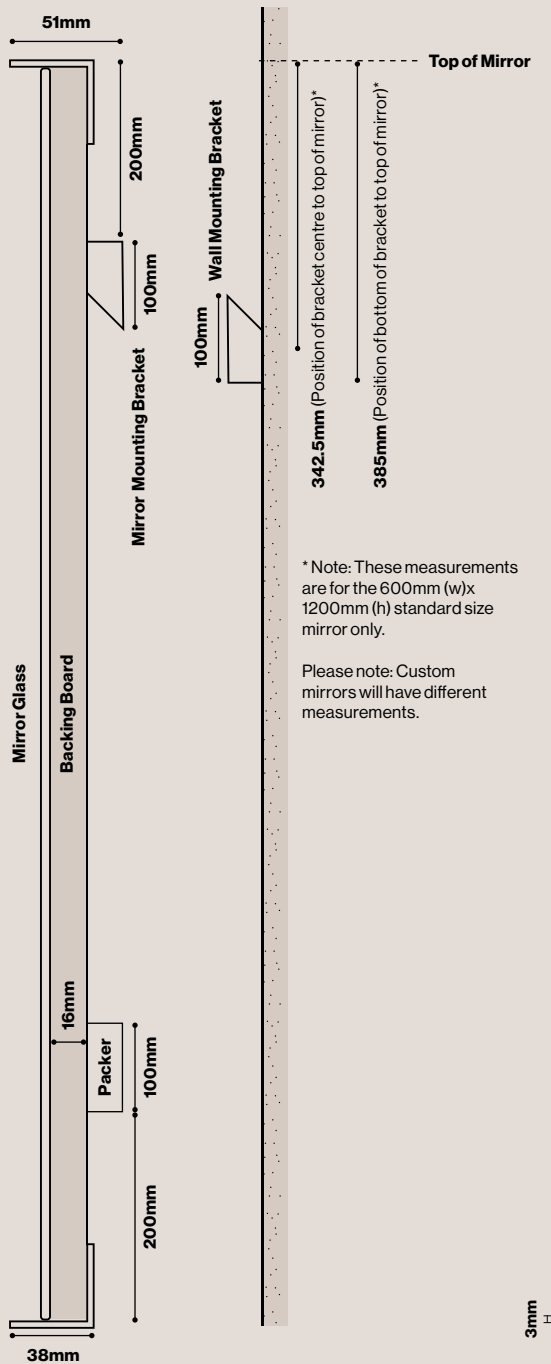
Brushed Brass
Aged Brass
Blackened Brass

All finishes are sealed with a clear satin lacquer unless specified otherwise.

Mounting Hardware Included

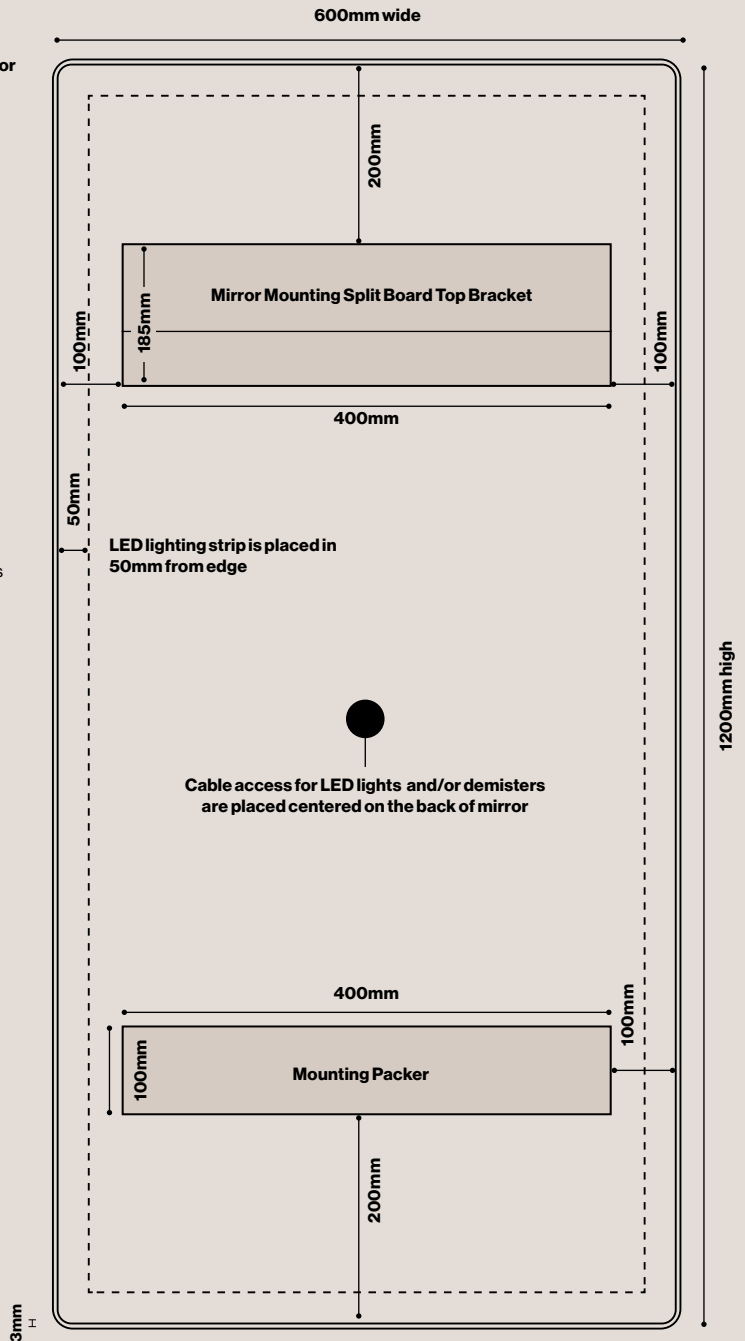
Split board bracket supplied for hanging
(please see drawing specifications below)

Dimensions Guide: For 600mm (w) x 1200mm (h) standard size mirror



Side View of Mirror

Wall



Back of Mirror

* Note: These measurements are for the 600mm (w) x 1200mm (h) standard size mirror only.

Please note: Custom mirrors will have different measurements.

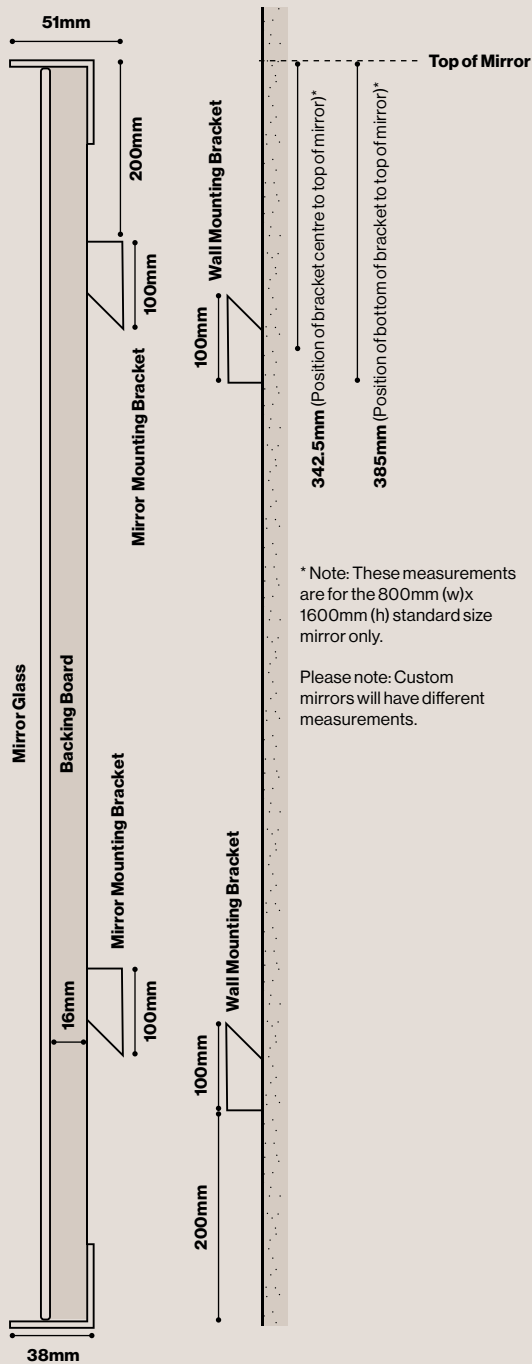
Note: Demister cable is white
Demister model: Nu-klear 230v

Note: LED cable is clear (white stripe = positive)
LED transformer: 24v 80w

For more information on demister go to
www.nuklearproducts.co.nz

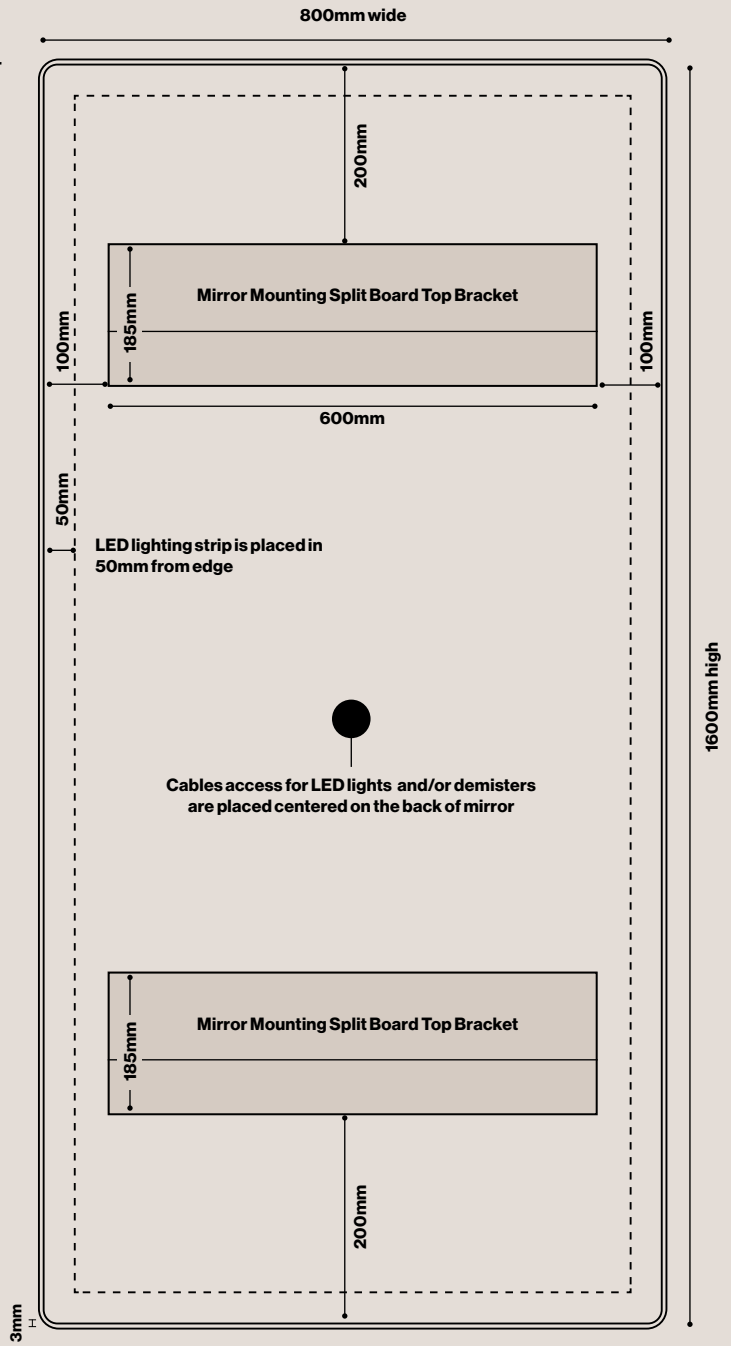
For more information on LED lighting go to
www.tasklighting.co.nz

Dimensions Guide: For 800mm (w) x 1600mm (h) standard size mirror



* Note: These measurements are for the 800mm (w)x 1600mm (h) standard size mirror only.

Please note: Custom mirrors will have different measurements.



Side View of Mirror

Wall

Back of Mirror

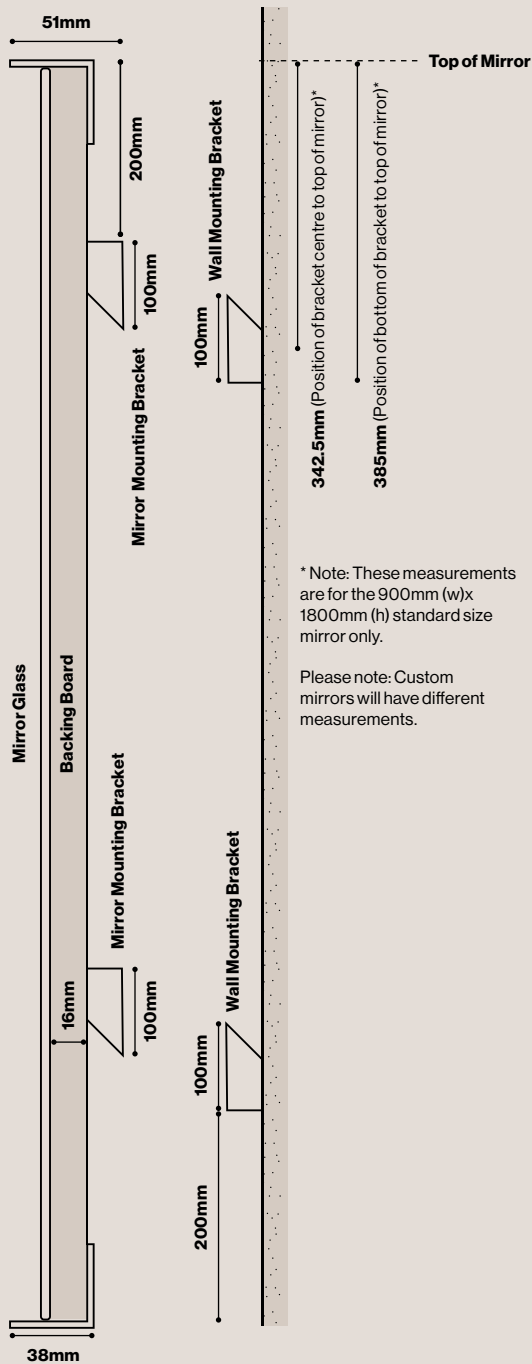
Note: Demister cable is white
Demister model: Nu-klear 230v

Note: LED cable is clear (white stripe = positive)
LED transformer: 24v 800w

For more information on demister go to
www.nuklearproducts.co.nz

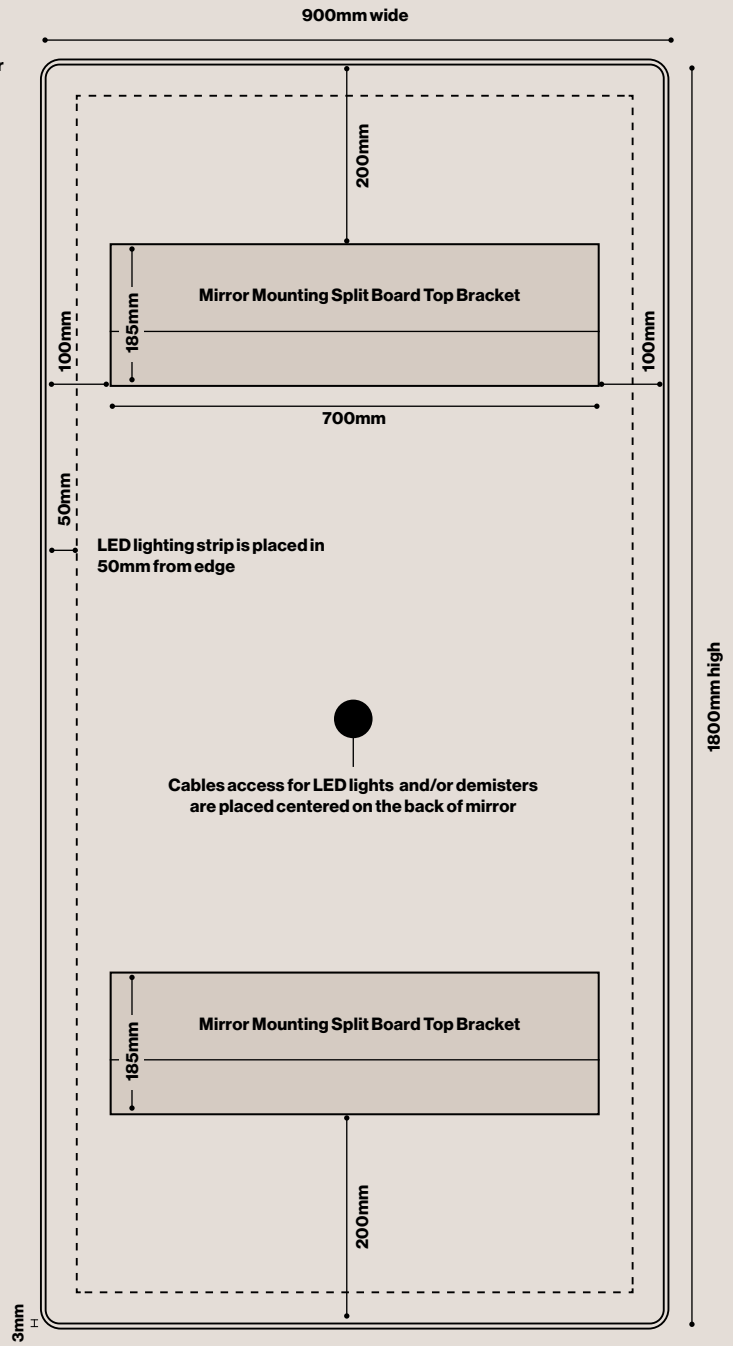
For more information on LED lighting go to
www.tasklighting.co.nz

Dimensions Guide: For 900mm (w) x 1800mm (h) standard size mirror



* Note: These measurements are for the 900mm (w)x 1800mm (h) standard size mirror only.

Please note: Custom mirrors will have different measurements.



Note: Demister cable is white
Demister model: Nu-klear 230v

Note: LED cable is clear (white stripe = positive)
LED transformer: 24v 800w

For more information on demister go to
www.nuklearproducts.co.nz

For more information on LED lighting go to
www.tasklighting.co.nz

Here Mirror

Technical Specifications

Product Care

- **DO NOT USE** cleaning products, oils, and other polishes as they may cause permanent damage.
 - Regular gentle care and maintenance will preserve and extend the life of your product.
 - We suggest cleaning weekly, remove dust with a dry soft microfibre cloth, a damp microfibre cloth may be also be used for tougher areas.
- We recommend only using water.
 - Do not leave moisture, cleaning products, or solutions on the surface of our products as they may erode the lacquer.
 - We recommend wearing gloves when installing and cleaning your products.