

## Place Mirror

## Technical Specifications



## Product Details

### Dimensions (mm)

600mm (w) x 1200mm (h)  
800mm (w) x 1600mm Dia (h)  
900mm (w) x 1800mm Dia (h)

### Material

3mm Brass

### Finishes

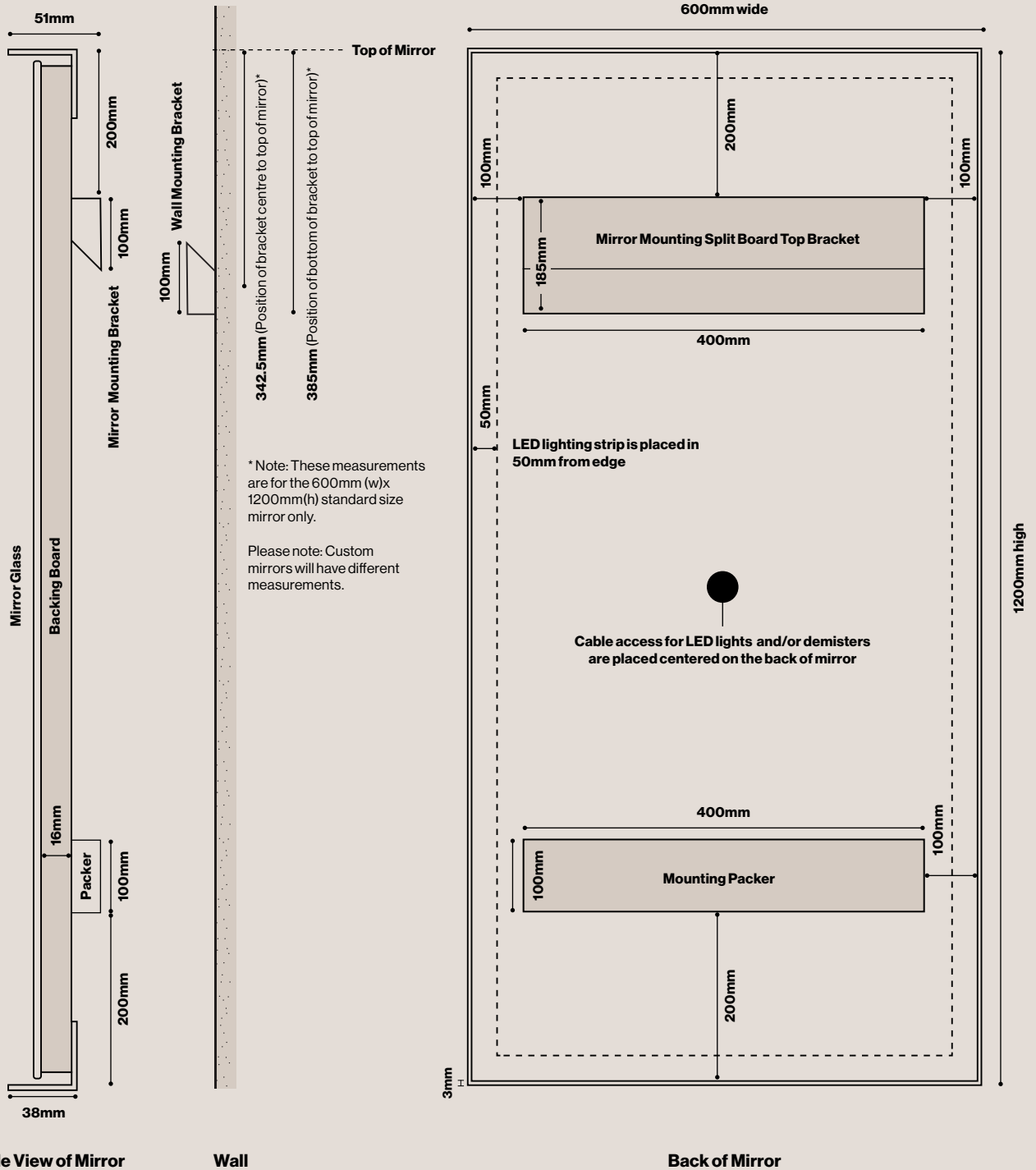
Brushed Brass  
Aged Brass  
Blackened Brass

All finishes are sealed with a clear satin lacquer unless specified otherwise.

### Mounting Hardware Included

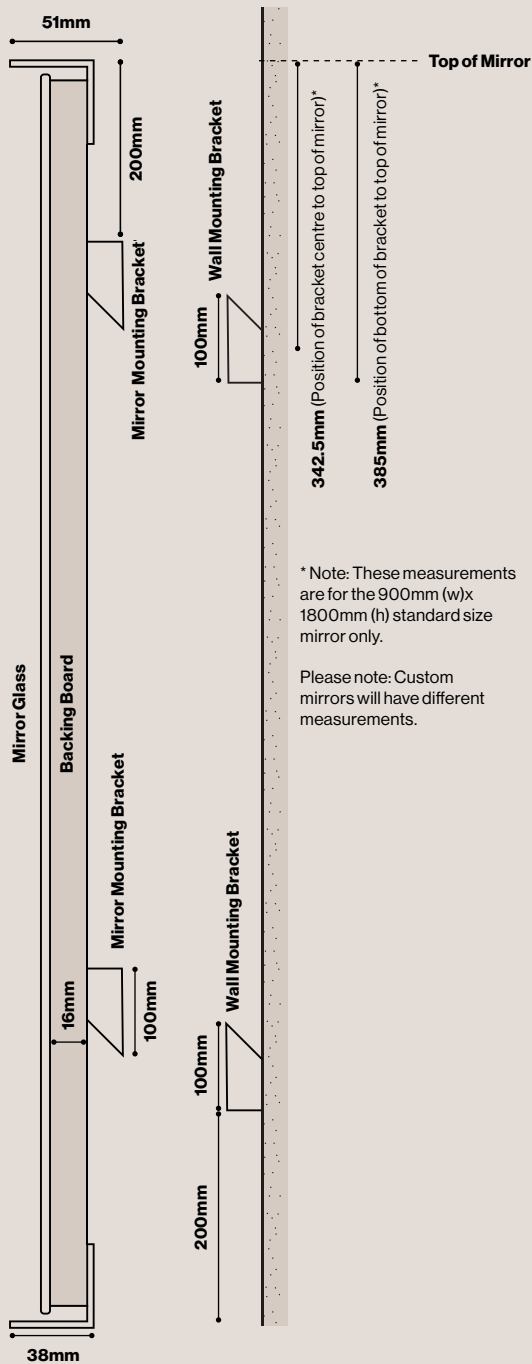
Split board bracket supplied for hanging  
(please see drawing specifications below)

Dimensions Guide: For 600mm (w) x 1200mm (h) standard size mirror



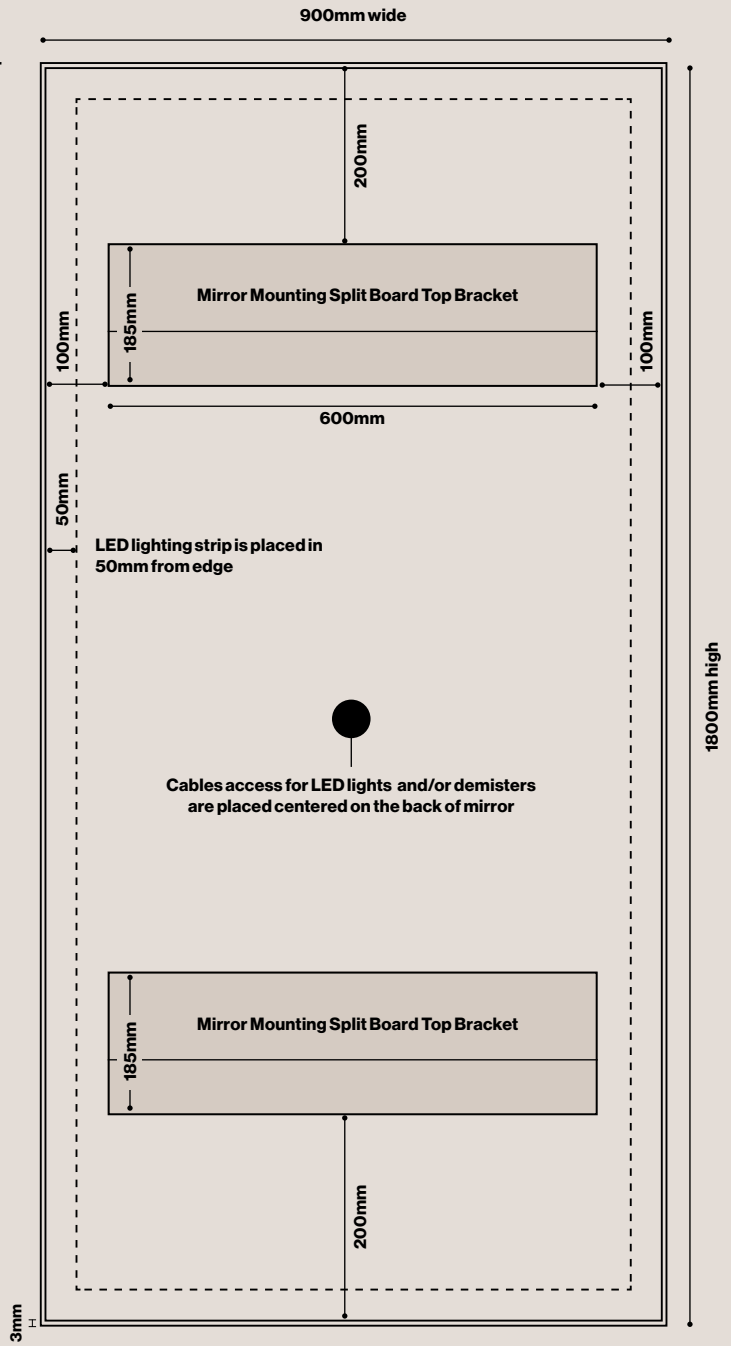


Dimensions Guide: For 900mm (w) x 1800mm (h) standard size mirror



\* Note: These measurements are for the 900mm (w)x 1800mm (h) standard size mirror only.

Please note: Custom mirrors will have different measurements.



Side View of Mirror

Wall

Back of Mirror

Note: Demister cable is white  
Demister model: Nu-klear 230v

Note: LED cable is clear (white stripe = positive)  
LED transformer: 24v 100w

For more information on demister go to  
[www.nuklearproducts.co.nz](http://www.nuklearproducts.co.nz)

For more information on LED lighting go to  
[www.tasklighting.co.nz](http://www.tasklighting.co.nz)

## Place Mirror

---

## Technical Specifications

---

### Product Care

- **DO NOT USE** cleaning products, oils, and other polishes as they may cause permanent damage.
  - Regular gentle care and maintenance will preserve and extend the life of your product.
  - We suggest cleaning weekly, remove dust with a dry soft microfibre cloth, a damp microfibre cloth may be also be used for tougher areas.
- We recommend only using water.
  - Do not leave moisture, cleaning products, or solutions on the surface of our products as they may erode the lacquer.
  - We recommend wearing gloves when installing and cleaning your products.